





Day 28: Our seed is a plant!

CUPS	OBSERVATION
Cup #1: Yes - Water Yes - Sunlight	
Cup # 2: Yes - Water No- Sunlight	
Cup #3: No - Water No - Sunlight	
Cup #4: No - Water Yes - Sunlight	

Seeds: Basic Needs And How they Grow

Name _____
Date _____

Our seed:

SUMMARY

How Our Seed Grew:







K.Martin2014





Day 1: Our seed is planted!

Plants need these things to grow:





We will compare 4 different cups with seeds:

CUPS	OBSERVATION
Cup #1: Yes - Water Yes - Sunlight	
Cup # 2: Yes - Water No- Sunlight	
Cup #3: No - Water No - Sunlight	
Cup #4: No - Water Yes - Sunlight	

Day 21: Our Seed is STILL growing!

CUPS	OBSERVATION
Cup #1: Yes - Water Yes - Sunlight	
Cup # 2: Yes - Water No- Sunlight	
Cup #3: No - Water No - Sunlight	
Cup #4: No - Water Yes - Sunlight	

Day 7: Our Seed is growing!

CUPS	OBSERVATION
Cup #1: Yes - Water Yes - Sunlight	
Cup # 2: Yes - Water No- Sunlight	
Cup #3: No - Water No - Sunlight	
Cup #4: No - Water Yes - Sunlight	

Day 14: Our Seed is growing!

CUPS	OBSERVATION
Cup #1: Yes - Water Yes - Sunlight	
Cup # 2: Yes - Water No- Sunlight	
Cup #3: No - Water No - Sunlight	
Cup #4: No - Water Yes - Sunlight	